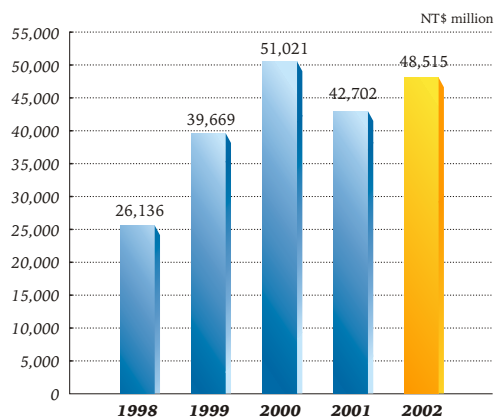


Consolidated Financial Highlights

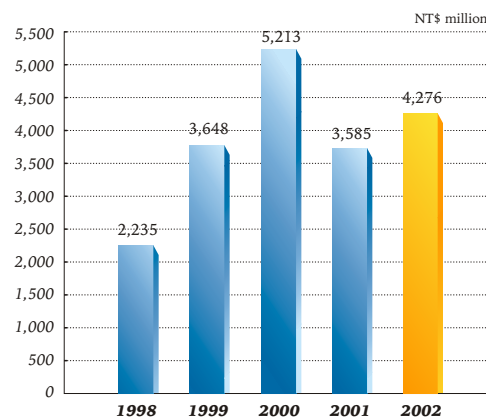
(in NT\$ million, except otherwise indicated)

	2002	2001
Net Sales	48,515	42,702
Gross Profit	9,943	8,369
Gross Margin (%)	20.5%	19.6%
Operating Profit	3,796	2,495
Operating Margin (%)	7.8%	5.8%
Net Income After Tax	4,276	3,585
Net Margin (%)	8.8%	8.4%
EPS (in NT\$)	3.08	3.01
Total Assets	55,049	52,991
Total Shareholders' Equity	30,134	27,563
ROE (%)	14.8%	13.6%

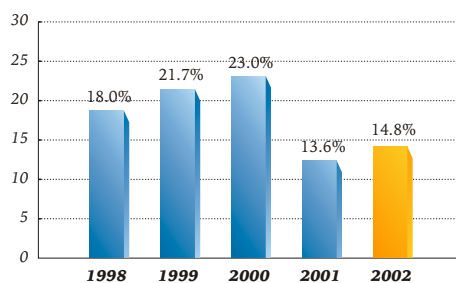
Revenues



Net Profits



Return on Stockholders' Equity



Earnings Per Share

